

# Six underutilized trees and shrubs in Colorado landscapes

Each year, researchers at Colorado State University evaluate over 1,300 taxa of woody plants for adaptability, ornamental flowers, fruit, fall color and pest problems. Horticulture and forestry students help maintain the test sites with support from Colorado Horticulture Research and Education Foundation (CHREF),

J. Frank Schmidt Charitable Trust, Bailey Nurseries, Inc., Colorado Agriculture Experiment Station and numerous local and national nurseries.

Visit these woody plants in person in Fort Collins or online at [www.woodyplants.colostate.edu](http://www.woodyplants.colostate.edu) for a more complete report. | **CG**

## *Acer saccharum* 'Bannet Cole' – Apollo Sugar Maple – Obtained from J. Frank Schmidt and Son Co. in 2014

This clone of sugar maple has a narrower columnar growth habit maturing to about 25 feet tall and about 10 feet wide. Foliage is dark green in the summer with impressive yellow-orange to red color in fall. Flowers are not important.



**Tips and Tricks:** This clone is a great choice for limited spaces in the landscape due to its dense branching and keeps a nice compact habit. It has been reported to be more Japanese Beetle resistant.

## *Acer saccharum* 'JFS - Caddo 2' PP 23361 – Flashfire Maple – Obtained from J. Frank Schmidt and Son Co. in 2010

This sugar maple clone has an impressive yellow to orange reddish fall color which matures even darker during the fall. It matures to about 40 to 50 feet in height and 30 to 35 feet in width. Overall, it develops into a broad oval growth habit.



**Tips and Tricks:** This clone was selected from a lot of Caddo Sugar Maple seedlings which is more tolerant to summer heat and more adaptable to Colorado's alkaline soil types.

## *Rosa* Baillim – Easy Elegance® Chi™ Rose – Obtained from Bailey Nurseries in 2018

This rose has stunning red flowers through the entire summer but best flush is in June. Flowers are large, floribunda type heads with red showy double petals. Growth habit is rounded and spreading, maturing to about 3-4 feet in height and width. The foliage is a dark green and was disease resistant in trials.



**Tips and Tricks:** This plant is relatively low maintenance requiring only minor pruning to maintain form and is drought tolerant once established.

Photos courtesy CSU



Zone 4











Zone 4A



Zone 5

LEGEND

 Full sun	 Useful for containers
 Adapts to part shade	 Xeric
 Prefers shadier conditions	 Requires moisture
	 Requires more moisture



Contributed by James E. Klett, Colorado State University, department of horticulture and landscape architecture

**Rosa 'Bai farce' PP 15752 – Easy Elegance® Funny Face™ Rose – Obtained from Bailey Nurseries in 2018**

This rose matures to about 2-3 feet in height and about 3-5 feet in width with an overall growth habit that is upright to rounded. It has prolific pink and white flowers with peak blooming in June but maintains some blooms all season. Foliage is a dark green.



**Tips and Tricks:** Overall, a relatively low maintenance and disease resistant rose. Pink and white flowers are variable and no two flowers are quite the same giving it a unique appearance. It will tolerate some drought once established.

**Viburnum burejaeticum 'P0175' – MiniMan™ Dwarf Manchurian Viburnum – Obtained from Plant Select® Introduction in 2015**

The plant has an impressive, round uniform growth habit maturing to about four feet in height and width. Foliage is medium green in color with shades of maroon in the fall. It has white flowers in early to mid-May followed by bright red fruits maturing to blue-black in the fall.



**Tips and Tricks:** This is a great low maintenance plant for more difficult sites and also deer resistant.

**Viburnum x 'Emerald triumph' – Emerald Triumph Viburnum – Obtained from Bailey Nurseries in 1992**

It matures to 6-8 feet in both height and width with a rounded compact growth habit. Dark green, semi-evergreen foliage turns dark red in the fall. White flowers appear late April to May followed by red fruit, maturing to blue-black. In trials, it looked good in dry shade where some other viburnums failed.



**Tips and Tricks:** Once established, this plant can tolerate a wide range of soils. It has an attractive growth habit and can make a nice, low maintenance hedge or shrub.



Zone 4



Zone 3



Zone 3